

# 37<sup>th</sup> European Congress of Pathology

*Tradition Meets Future*

## Invitation to the Industry

6–10 September 2025

Vienna, Austria



# Contact Information

## Organiser

European Society of Pathology  
Square de Meeûs 18  
1000 Brussels | Belgium

## Scientific Contact

Raed Al Dieri  
Square de Meeûs 18  
1000 Brussels | Belgium  
Email: [r.aldieri@esp-pathology.org](mailto:r.aldieri@esp-pathology.org)  
[www.esp-pathology.org](http://www.esp-pathology.org)

## Key Contact Persons



**Congress Manager**  
Juliane Heinicke  
[j.heinicke@esp-pathology.org](mailto:j.heinicke@esp-pathology.org)



**Sponsoring**  
Sarah Berger  
[s.berger@esp-pathology.org](mailto:s.berger@esp-pathology.org)

## Congress Venue

Congress Venue  
Austria Center Vienna (ACV)  
Bruno-Kreisky-Platz 1  
1220 Vienna | Austria  
[www.acv.at/en/](http://www.acv.at/en/)



|   |    |
|---|----|
| Welcome Address                             | 04 |
| Information on the Congress                 | 05 |
| ECP Statistics                              | 06 |
| Sponsors and Exhibitors 2024                | 09 |
| Congress Organisation                       | 10 |
| Congress Venue                              | 11 |
| Sponsorship Categories including Exhibition | 14 |
| Booking & Allocation Process                | 16 |
| Industry Sponsored Symposia                 | 17 |
| Announcements and Printed Matters           | 19 |
| Online & On-Site Items                      | 21 |
| On-Site during the Congress                 | 22 |
| Technical Exhibition                        | 23 |
| Booking                                     | 25 |
| Welcome to Vienna                           | 27 |
| Registration / Hotel Accommodation          | 28 |
| Dates to remember                           | 29 |

**Credits**  
Title: unsplash/Jacek Dylag | Page 5,8,15,16,24,29,31: Jan Pauls Fotografie | Page 26: unsplash/Storiès  
Page 27 top: unsplash/Leyre, bottom: unsplash/Sami Ullah | Page 28: unsplash/Markus Spiske

# Welcome Address

Dear Industrial Partners,

The European Society of Pathology (ESP) would like to invite you to the 37th European Congress of Pathology (ECP). The conference will take place in the Austria Center Vienna (ACV), in the heart of Vienna, from 6–10 September 2025.

The ECP has grown to become the world’s largest congress in Pathology with a dynamic scope, attracting over 5,000 colleagues from all over the world. For these few days in September, pathologists, clinicians, molecular biologists, geneticists, bioinformaticians, IT experts, as well as our industry partners will gather for ECP 2025 and make Vienna the world capital of Pathology.

Vienna is home to a prestigious scientific tradition in Pathology, encompassing giants like Carl von Rokitansky and Hans Popper and continues to be at the forefront of Pathology research and education. The congress in Vienna will show its commitment to this legacy by presenting an innovative and attractive programme that showcases the cutting edges of pathology.

Our motto for the ECP 2025 – “ECP Vienna – Tradition Meets Future” – acknowledges the significant improvement Pathology research has brought and continues to bring to diagnostics and clinical practice. Modern pathology is the foundation for many targeted therapies that have dramatically changed how we treat cancer and chronic diseases today. The excellent programme prepared by the ESP working groups, ESP-affiliated societies, education and trainee subcommittees and other collaborating societies aims to reflect on and to contribute to this extremely dynamic development of the field of pathology.

An attractive and dedicated programme of key-note lectures, slide seminars, interactive sessions, special symposia as well as multiple oral and posters presentations, from internationally renowned experts and leaders in their fields, will provide an ideal opportunity for professional development, networking, and sharing ideas. Additionally, sessions organised by and for trainee pathologists, encompassing important and cutting-edge advancements in pathology practise, will be integral to our programme and will show the commitment of the ESP to shape the Pathology and Pathologists of the future.

The ACV – Austria’s largest congress center – offers an ideal focal point for all our delegates, speakers, and industry partners. The center is located in the UNO City and boasts with easy access to the airport, hotels, and all that the city has to offer. Vienna offers rich cultural heritage through its numerous museums: among them the pathologo-anatomical collection in the Narrenturm and the Medical History Museum Vienna Josephinum. The city’s historical buildings, beautiful gardens and parks, strong literary, theatrical and musical traditions, will also provide opportunities for culture activities.

We are very much looking forward to hosting and meeting you in Vienna!

**Peter Schirmacher**  
President of the European Society of Pathology

**Raed Al Dieri**  
ESP Director-General

# About ESP

The European Society of Pathology (ESP), established in 1963, has its headquarters in Brussels and is the leading European force in Pathology with more than 4,600 active members, 25 Working Groups (WG) and affiliated Societies and 30 national pathology societies.

ESP organises the European Congress of Pathology (ECP) annually, holds several virtual and on-site postgraduate courses each year, among others through the European School of Pathology, ESP Academy, Masterclasses, and has an official journal “Virchows Archiv“.

ESP interacts with national pathology societies in Europe and has a significant number of established collaborations with other European organisations, clinical and scientific associations, and international pathology societies.

The ESP Foundation provides external quality assessment (QA) programmes for several biomarkers. Diagnostic laboratories worldwide participate in the ESP Foundation QA, such as Lung and Colon.

# Information on the Congress

The European Congress of Pathology will host participants from all over the world and attracts 4,000–4,500 on-site participants. The participants are practicing pathologists, academic pathologists and researchers. In particular, pathology laboratory directors and heads of pathology departments will widely be represented. Additionally, the congress receives support from approximately 140 pharmaceutical and diagnostic companies from around the globe.

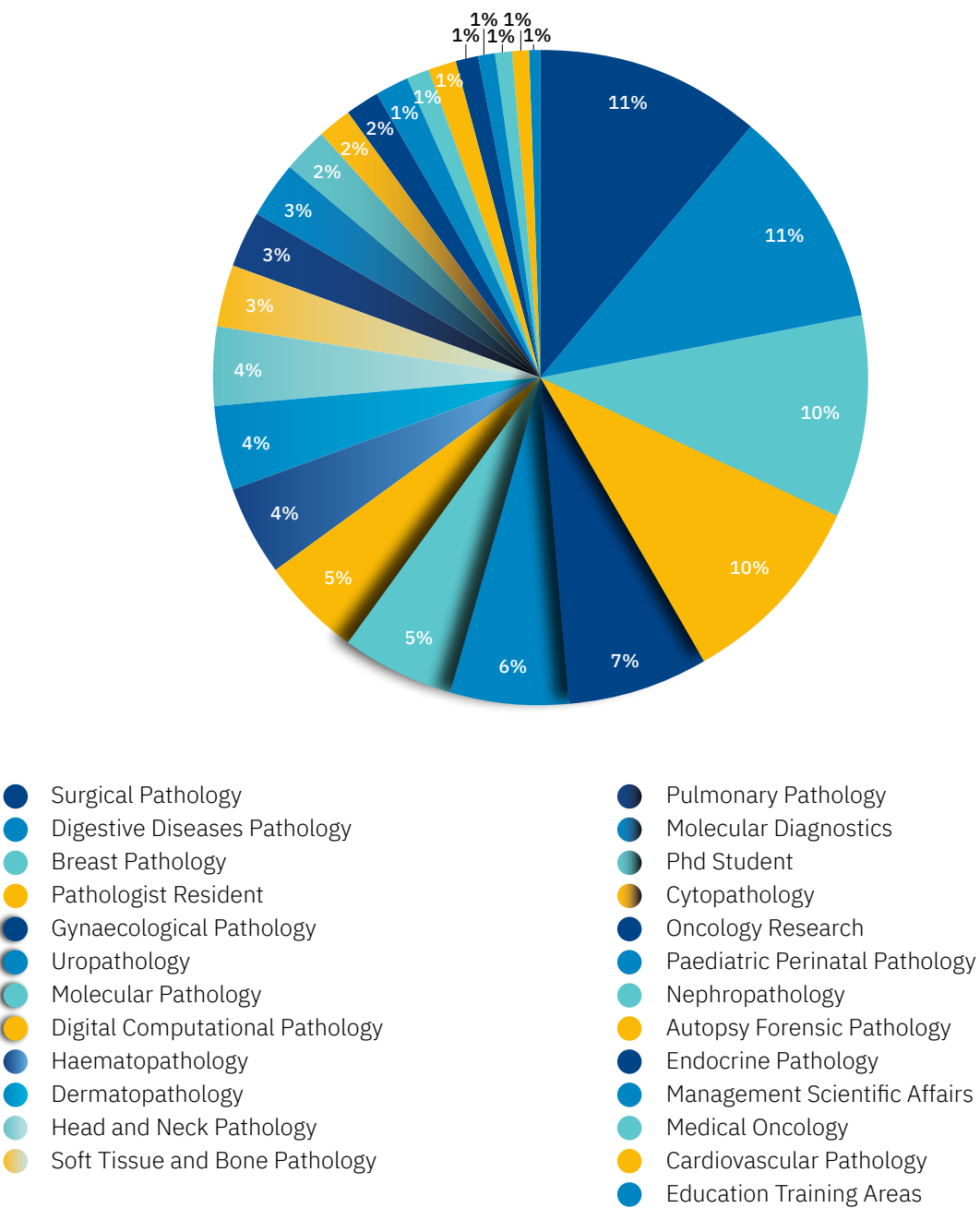
# CME Credits

The ESP is seeking approval from the European Accreditation Council for Continuing Medical Education (EACCME) to provide CME credits for the scientific programme of the congress. Those credits are recognised by the American Medical Association towards the Physician’s Recognition Award (PRA). More detailed information will become available prior to the congress on the congress website.




# ECP 2024 Statistics

## Professional Spectrum of ECP Delegates

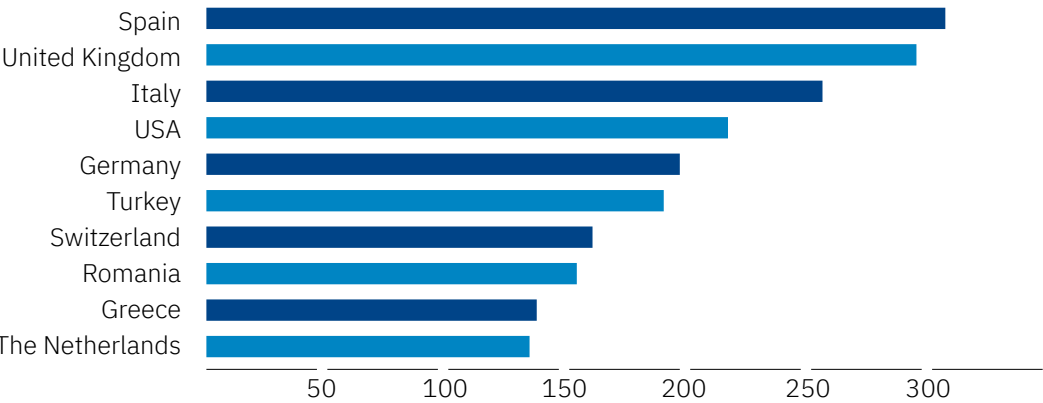


## Registration Figures

| Registration Figures  | Basel 2022 | Dublin 2023 | Florence 2024 |
|-----------------------|------------|-------------|---------------|
| Total (incl. virtual) | 4,235      | 4,450       | 5,000         |
| Virtual registrations | 768        | 857         | 800           |



## Top 10 Countries





Sponsoring and Exhibition Figures

|                                       | Basel 2022 | Dublin 2023 | Florence 2024 |
|---------------------------------------|------------|-------------|---------------|
| Sponsors & Exhibitors                 | 116        | 102         | 147           |
| sqm Exhibition sold                   | 1,524      | 1,293       | 1,908         |
| Number of Satellite Symposia in total | 26         | 21          | 22            |
| Breakfast                             | 5          | 3           | 3             |
| Luncheon                              | 17         | 16          | 18            |
| Evening                               | 4          | 2           | 1             |

Bursaries



759 bursaries submitted in total  
(685 of which were abstract-based)



List of ECP 2024 Sponsors & Exhibitors

|                                 |  |   |
|---------------------------------|--|---|
| <b>Premium Sponsors</b>         | <b>E</b> EIZO  | NINGBO CHIWEILL BIOTECHNOLOGY CO., LTD                  |
| AstraZeneca                     | Elsevier   | NordiQC   |
| Daiichi-Sankyo                  | ENEA BRIVIO Scientific Bookseller  | <b>O</b> OncoDNA  |
| Johnson&Johnson                 | Epredia  | Owkin   |
| Roche                           | Evident Europe   | <b>P</b> PATHOLAB                                       |
|                                 | Excilone   | Pathomation   |
| <b>Major Sponsors</b>           | <b>F</b> Franklin.ai   | pfm medical   |
| 3DHISTECH                       | FUJIFILM Healthcare Europe   | Pillar Biosciences                                      |
| Agilent Technologies            | <b>G</b> Gene Science-Medicals   | Pramana, Inc.   |
| AMGEN                           | GeneTex  | PreciPoint  |
| illumina                        | GordiamKey   | PRIMAA  |
| MSD                             | Guangdong Jinquan Medical Technology Co., Ltd                                | Primera Technology                                      |
| <b>Main Sponsors</b>            |  | Proscia   |
| Astellas                        | <b>H</b> Hamamatsu Photonics   | <b>Q</b> Quality in Pathology QuIP GmbH                 |
| GSK                             | Hangzhou HealthSky Biotechnology Co., Ltd.                                   | quartett  |
| ThermoFisher Scientific         | Hiplaas  | <b>R</b> RHT International Limited                      |
| Further Sponsors and Exhibitors | HistoCyte Laboratories Ltd.  | Royal College of Pathologists of Australasia            |
| <b>A</b> ADDAX BIOSCIENCES      | Histofy  | Quality Assurance Programs                              |
| Aiforia                         | Hygeco Group – Funeralia   | <b>S</b> Sakura Finetek                                 |
| Aiosyn                          | <b>I</b> Ibex Medical Analytics  | SamanTree Medical                                       |
| AIRA Matrix Private Limited     | Indica Labs, Inc.  | Sectra  |
| APIS Assay Technologies Ltd.    | Innovative Science Press   | Siemens Healthineers                                    |
| Applied Spectral Imaging        | International Agency for Research on Cancer (IARC/World Health Organization) | Slide Score B. V.                                       |
| Axlab                           | Inpeco   | Smart In Media AG                                       |
| <b>B</b> Barco                  | Integrated DNA Technologies  | SOPHiA GENETICS   |
| Basys Data                      | INTELSINT s. r.l   | Süsse Labortechnik GmbH & Co. KG                        |
| Biocare Medical                 | IQN Path   | Sysmex Europe SE  |
| Biocartis                       | <b>K</b> KALTEK  | <b>T</b> Techcyte                                       |
| Bio-Optica                      | Karger Publishers  | Telemis   |
| Bio SB Inc.                     | KFBIO DIGITAL PATHOLOGY  | Tribun Health   |
| BIOTYPE                         | <b>L</b> Landing Med   | <b>U</b> UK NEQAS                                       |
| Bio View                        | Leica  | UK NEQAS Cellular Pathology Technique                   |
| <b>C</b> Canhelp Genomics       | Lilly  | United States and Canadian Academy of Pathology (USCAP) |
| Cellpath                        | Logibitech Srl   | <b>V</b> Vieworks                                       |
| Celnovte Bio-Tech Co., Ltd      | Lumito AB  | Visiopharm  |
| Cirdan                          | <b>M</b> MEDI DIAGNOSTICI SRL  | Vitro S.A.  |
| Cytomine                        | MEDITE Medical GmbH  | VivaScope GmbH  |
| <b>D</b> Dakewe medical         | Merck/Cell Marque  | <b>W</b> Winmedic                                       |
| Dartmon                         | MetaSystems  | Wisepress Medical Bookshop                              |
| DeePathology Ltd.               | MILESTONE S.r.l.   | <b>Y</b> Yancheng Huida Imp.& Exp.Co.,Ltd.              |
| Deep Bio                        | Mindpeak   | <b>Z</b> ZEISS Microscopy                               |
| Dermagnostix GmbH               | MS Validated Antibodies  | Zytomed Systems GmbH                                    |
| DiaDeep                         | <b>N</b> NIKON EUROPE BV Healthcare / Life Sciences                          |   |
| DIAPATH                         |  |   |
| Diatech Pharmacogenetics        |  |   |
| Dreampath                       |  |   |

# Congress Organisation

ESP’s aim is to provide an up-to-date scientific programme covering all major areas of diagnostic, translational, molecular and investigative pathology. Special emphasis will be put on recent developments in pathology, particularly in the applications of technologies linked to molecular understanding, and strengthening of the role of continuing close clinico-pathological cooperation for patient benefit.

The 37th European Congress of Pathology will be organised by the

## European Society of Pathology (ESP)

Square de Meeûs 18  
1000 Brussels | Belgium

## Congress Website

[www.esp-pathology.org](http://www.esp-pathology.org)

## Scientific/Organising Committee

|                    |                |
|--------------------|----------------|
| Peter Schirmacher  | Germany        |
| Xavier Matias-Guiu | Spain          |
| Aleš Ryška         | Czech Republic |
| Fátima Carneiro    | Portugal       |
| Raed Al Dieri      | Belgium        |
| Renate Kain        | Austria        |
| Eva Compérat       | Austria        |
| Luka Brcic         | Austria        |
| Maja Nackenhorst   | Austria        |

## Congress Topics

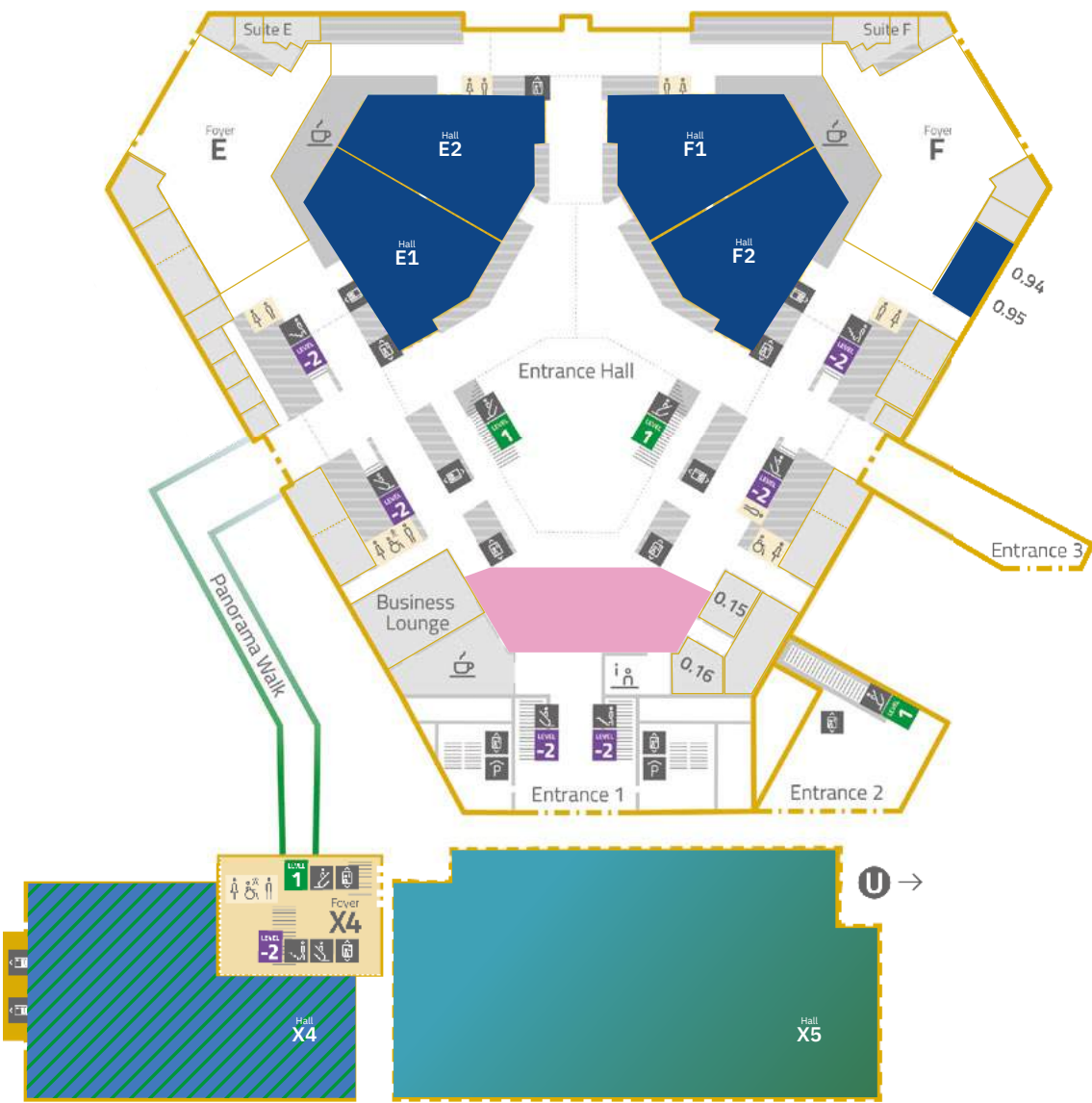
The core programme, prepared with a strong input from the ESP Working Groups, Affiliated Societies, Education and Trainee Subcommittees, will encompass the following topics:

- Autopsy Pathology
  - Breast Pathology
  - Cardiovascular Pathology
  - Cytopathology
  - Dermatopathology
  - Digestive Diseases Pathology
  - Digital and Computational Pathology
  - Electron Microscopy
  - Endocrine Pathology
  - Gynaecological Pathology
  - Haematopathology
  - Head and Neck Pathology
- History of Pathology
  - Infectious Diseases Pathology
  - Molecular Pathology
  - Nephropathology
  - Neuropathology
  - Ophthalmic Pathology
  - Paediatric and Perinatal Pathology
  - Pathology in Favour of Developing Countries
  - Pulmonary Pathology
  - Soft Tissue and Bone Pathology
  - Thymic and Mediastinal Pathology
  - Uropathology

# Congress Venue

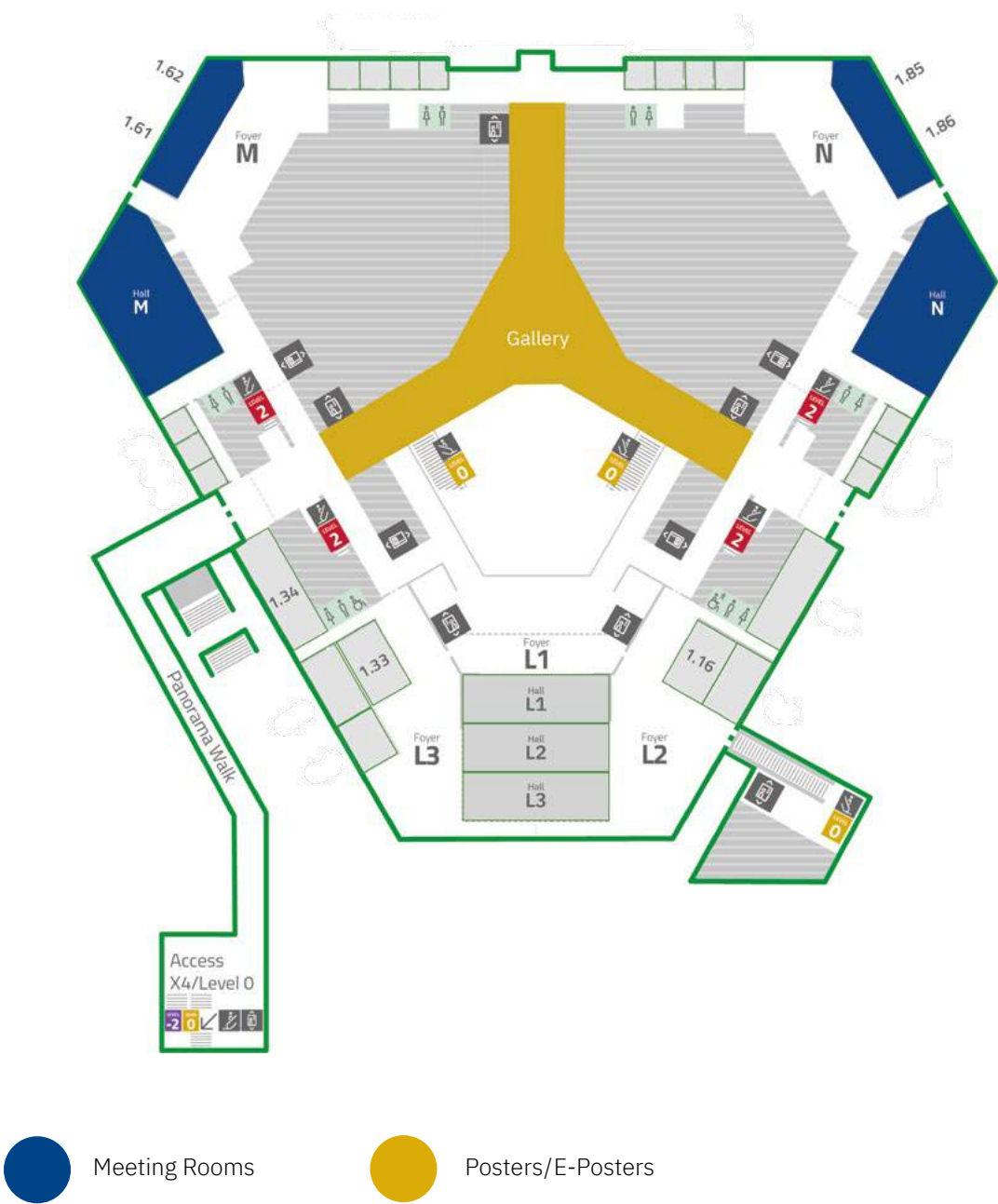
Austria Center Vienna (ACV)

Level 0

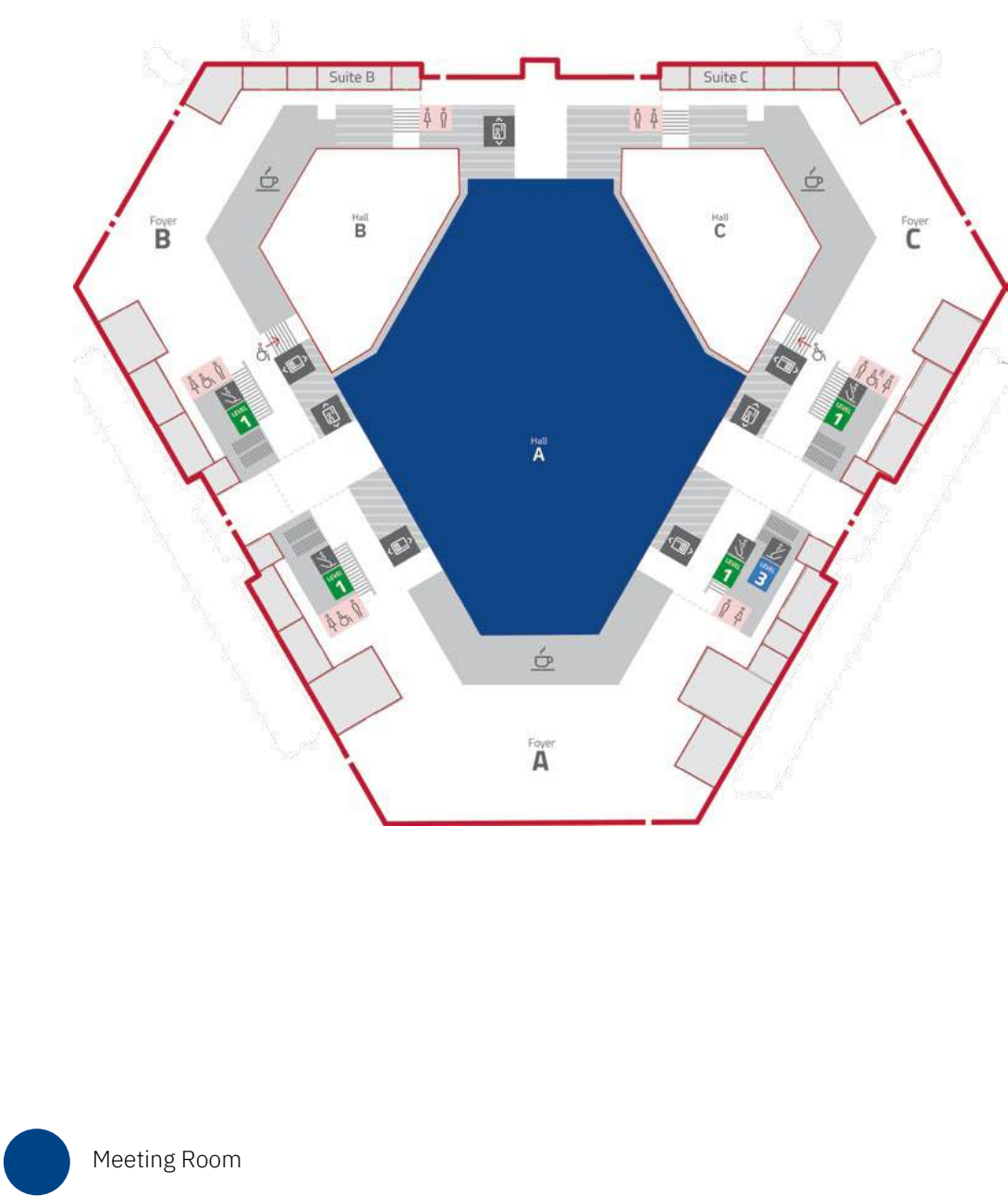


- Meeting Rooms
- Registration Area
- Potential space for extension of Exhibition / Catering Area
- Exhibition / Catering

Austria Center Vienna (ACV)  
Level 1



Austria Center Vienna (ACV)  
Level 2





# Sponsorship Categories

The European Society of Pathology offers companies the opportunity to become sponsors of the 37th European Congress of Pathology in Vienna, Austria. This sponsorship provides a valuable platform to showcase and promote your scientific commitment to a distinguished audience. All sponsorship categories and items as well as the exhibition space are subject to VAT.

Below are various sponsorship options from which sponsors can choose. The total sponsorship determines the sponsoring level.

## Sponsorship Categories

| Sponsorship Level | Minimum Payment (net) | Booking Deadline |
|-------------------|-----------------------|------------------|
| Premium           | from EUR 120,000      | 7 February 2025  |
| Major             | from EUR 90,000       | 7 March 2025     |
| Main              | from EUR 60,000       | 4 April 2025     |
| General           | below EUR 60,000      | at any time      |

### How to achieve a Sponsorship Level

- The total amount of the financial contribution will determine the sponsorship level for ECP 2025.
- Every sponsor/exhibitor has the opportunity to become a Premium, Major or Main Sponsor by meeting the minimum financial contribution required for the respective level.

### How can a Sponsorship Level be reached?

- The calculation includes all bookings for exhibition space, industry symposia, and any sponsorship options listed in this brochure.
- Registration vouchers purchased by the sponsor are not included in the calculation for achieving a sponsorship level.
- The benefits for each sponsorship level are detailed on the next page (page 15).

## Booking Contact

[s.berger@esp-pathology.org](mailto:s.berger@esp-pathology.org)

## Benefits of Sponsorship Levels

For detailed information on the benefits, please see the individually listed sponsorship options and exhibition benefits on the following pages.

| Included Services  | Premium Sponsor | Major Sponsor | Main Sponsor | General Sponsor                    |
|--|-----------------|---------------|--------------|------------------------------------|
| Preferred choice of date for an Industry Satellite Symposium   | 1st choice      | 2nd choice    | 3rd choice   | 4th choice                         |
| Priority choice of exhibition space after consultation with the ESP (surrounding areas may not be selected)                | 1st choice      | 2nd choice    | 3rd choice   | 4th choice                         |
| Named as Premium, Major, Main Sponsor in all publications and on the congress website with a company logo                  | 👍               | 👍             | 👍            | Name only, no logo to be displayed |
| Included congress registrations (granting access to scientific sessions and virtual congress platform)                     | 3               | 2             | 1            | n/a                                |
| Exhibitor-/Symposium-only registrations for on-site staff (no access to scientific sessions and virtual congress platform) | 20              | 15            | 10           | n/a                                |
| Expression of thanks at the Opening Ceremony   | 👍               | 👍             | 👍            | n/a                                |

### Discounted rates for ECP sponsorship apply for ESP Corporate Partners.

For details please contact Sarah Berger [s.berger@esp-pathology.org](mailto:s.berger@esp-pathology.org)





# Booking & Allocation Process

## Application Forms

Bookings for ECP 2025 are made using the respective application forms. Please ensure the forms are fully completed and signed before sending them to the provided email address (see [application forms](#)). The ESP Team will review the application and confirm the booking as soon as possible.

## Allocation

Bookings for ECP 2025 sponsoring and exhibition services will open on October 2024. All bookings will be processed on a first-come, first-served basis, prioritised by the respective sponsorship level (see page 14 for details).

**Important:** All bookings via the registration forms are legally binding. Companies must accept Appendix 1 – ECP Industry Guidelines and Appendix 2 – ECP Terms and Conditions as well as the Privacy Policy during the booking process.

Some services require further allocation after booking (e. g. allocation of exhibition space, advertising options, allocation of a specific symposium slot/preferred day/placement). For these, our ranking rules apply if preferences overlap with those of other sponsors.

In order to ensure transparency, order and fairness for all sponsors, the following ranking rules apply to the allocation within the same sponsorship level and to all bookings received before the respective booking deadline for the ranking of the corresponding sponsorship level.

- 1st criterion** Total amount of the financial contribution for ECP 2025.
- 2nd criterion** If two or more sponsors make the same financial contribution, the date and time of the booking will be used as the criterion for the ranking.

The ESP Team, along with the Scientific Committee, will make every effort to accommodate the requests of sponsors and exhibitors when assigning the respective services.

The booth and symposium slot allocation will start after the 2 April 2025 deadline.

## Booking Contact

Sarah Berger  
[s.berger@esp-pathology.org](mailto:s.berger@esp-pathology.org)



# Industry Sponsored Symposia

## Preliminary Time Slots for Industry Sponsored Symposia

| Symposium Category                             | Date                         | Time        | Price      |
|--|------------------------------|-------------|------------|
| <b>60 min</b><br>Breakfast Satellite Symposium | Monday, 8 September 2025     | 07:15–08:15 | EUR 25,000 |
|  | Tuesday, 9 September 2025    | 07:15–08:15 |            |
|  | Wednesday, 10 September 2025 | 07:15–08:15 |            |
| <b>90 min</b><br>Luncheon Satellite Symposium  | Saturday, 6 September 2025   | 16:45–18:15 | EUR 50,000 |
|  | Sunday, 7 September 2025     | 13:00–14:30 |            |
|  | Monday, 8 September 2025     | 13:00–14:30 |            |
|  | Tuesday, 9 September 2025    | 13:00–14:30 |            |
| <b>60 min</b><br>Evening Satellite Symposium   | Sunday, 7 September 2025     | 19:30–20:30 | EUR 30,000 |
|  | Monday, 8 September 2025     | 19:30–20:30 |            |
|  | Tuesday, 9 September 2025    | 19:45–20:45 |            |

The main objective of Industry Sponsored Symposia organised by pharmaceutical and medical device companies is the dissemination of scientific data and innovations. Thus, these symposia will enhance the congress experience for all participants.

The sponsor shall organise its symposium independently, after consulting with the ECP 2025 Organisers. If desired, the ESP will be happy to assist with selecting a topic and speakers. The ECP 2025 Scientific Committee will strive to ensure there is no thematic overlap with parallel symposia at the time the symposium is held.

Furthermore, the organiser of each Industry Sponsored Symposium must ensure that the messages and conclusions presented are based on solid scientific data. The sponsor must inform the chairperson(s) of this responsibility. Titles and speakers’ names will be included in the final programme, on the congress website, and in the congress app after approval by the ESP.

Time slots will be allocated primarily according to the sponsorship level. Industry symposia will be running in parallel with other industry symposia. The programme of an industry symposium is not affiliated with ESP and the responsibility for the content remains with the company.

### The price includes the following benefits:

- Provision of a room
- Supply of basic technical equipment in the room
- Publishing of meeting programme and inclusion of sponsor’s name in the final congress programme, on the congress website and in the congress app

- Sponsors may set up 1 roll-up-banner for their symposium at the Congress Venue on the day prior to the symposium and take it down after the symposium (production and set-up at sponsor’s own discretion and expense).
- Sponsors may publish their own programme, abstracts and proceedings themselves.

**The price does not include** travel costs, hotel accommodation and congress registration for speakers/chairs of an industry symposium. Speakers/chairs must be registered for ECP 2025. The registration fee is EUR 250,00 per speaker for the day of the symposium, also if speakers are part of the scientific programme.

**Very important:** all faculty need to be on-site to hold their presentations, there is no virtual participation possible which feed into the live symposium.

Please note that neither catering nor beverages are included in the booking of an industry symposium. For Luncheon Satellite Symposium organisers we highly recommend to consider the provision of lunch. Please arrange this directly with our official catering partner. Further details on catering can be found in the Industry Symposium Manual which will be made available in early spring 2025.

## Application for Sponsored Symposia

Companies interested in organising Industry Sponsored Symposia are kindly asked to submit their requests **before 2 April 2025** in writing and indicate the following information:

- Working title of the symposium
- Three preferred time slots
- Short summary of the general content of the symposium
- Tentative speakers’ names and titles of their presentations

The Scientific Committee will approve titles of Industry Sponsored Symposia by 24 April 2025. The ESP Team will send a notification of time slots and session rooms to the organisers of approved Industry Sponsored Symposia after 24 April 2025, taking into account the topic and content of the symposia.

## Booking Contact

**Sarah Berger**  
[s.berger@esp-pathology.org](mailto:s.berger@esp-pathology.org)

## Meeting Rooms for Non-Profit Associations

For Saturday, 6 September 2025, related non-profit associations can request meeting rooms for partner sessions. Please enquire about conditions with **Juliane Heinicke**  
[j.heinicke@esp-pathology.org](mailto:j.heinicke@esp-pathology.org)

# Announcements and Printed Matters

| Printed Matter           | Sponsorship Item  | Price     |
|--------------------------|---|-----------|
| Final Congress Programme | Full-page sponsor’s advert on page inside, four colours                       | EUR 3,800 |
|                          | Full-page sponsor’s advert on inside back cover, four colours                 | EUR 7,000 |
| Pocket Programme         | With 2-page advertisement by sponsor, exclusive                               | EUR 7,000 |
| Writing Pads & Ball Pens | Supplied by sponsor, grant towards advertising costs                          | EUR 5,000 |
| Lanyards                 | With sponsor’s imprint (maximum 2-coloured imprint) on the lanyard, per piece | EUR 8     |

## Online Items

### Congress Website

Sponsors have the possibility to promote their company on the congress website.

| Medium   | Service   | Price     |
|--|---|-----------|
| Banner Placement – acknowledgement area                                    | Increase your visibility as of 4 weeks prior to the congress by placing your banner including one link on the acknowledgement area of the website. Limited number available   | EUR 4,000 |
| Logo Placement (applies to non-level sponsors only) – acknowledgement area | Place your company logo with a link to your website on the acknowledgement page for sponsors and exhibitors of the congress website. <ul style="list-style-type: none"><li>● The link will be visible before the congress</li><li>● You may change the link twice, e. g. to promote your industry supported symposium shortly before the congress</li></ul> | EUR 3,500 |
| Banner Placement – satellite symposium schedule                            | Increase your visibility as of 4 weeks prior to the congress by placing your banner including one link on the satellite symposium schedule of the website. Limited number available   | EUR 4,000 |

# Congress App

The congress app will inform participants about the scientific programme in advance of the 37th ECP 2025. Approximately two weeks before the congress, the final programme, all congress information, and industry-supported sessions will be available.

The app is free of charge for congress participants and offers mobile device users convenient access to the congress’s most exciting features. Participants can use the app to send questions to session chairpersons, browse the congress programme, and utilize various other features. **In the congress app all exhibitors and sponsors will be displayed in the exhibitors’ / sponsors’ list with the company name.**

Detailed sponsoring options yet to be confirmed



# Online & On-Site Items

| Sponsoring Item   | Description   | Price                 |
|---|---|-----------------------|
| <b>On-demand Webcast of your Symposium</b><br>We will record your symposium and will provide the recording after the congress. It is possible to host the on-demand webcast for one year. You can choose between various options to make the on-demand webcast available. You can place it on your company website or we will make it available on the congress website.  | On-demand webcast for your own records                      | EUR 5,000             |
|   | In addition provision on the congress website for 12 months | EUR 5,000             |
| <b>Live Stream of your Symposium</b><br>The live stream can be hosted on your company website or we will make it accessible on the congress website. During the live stream, virtual viewers can ask questions.   | Live Stream of your symposium                               | EUR 8,500             |
| <b>Meet the Expert</b><br>In the „Meet the Expert“ format, you can expect exciting discussion rounds in a relaxed atmosphere. Invite interested participants to „Meet the Expert“ rounds at your exhibition stand. These talks can take place during the lunch break or the afternoon break and are limited to 15 minutes. This offer applies to companies with an exhibition space of at least 30 sqm.   | 15 min discussion rounds at your exhibition stand           | EUR 3,500 per session |
| <b>Hot Spot Stage for the Late Breaking Insights/Sciences</b><br>A central stage forum has been established in the exhibition hall. This is a powerful product placement session to showcase innovative products and technologies to a highly interested and engaged audience. Sponsors have the opportunity to showcase their company and products in a 20-minute Hot Spot presentation. All sponsored events occur daily during the coffee break time frames to attract a larger audience. High tables for the audience are provided. | Max. 15 minutes and max. 1 session per company daily        | EUR 7,500             |



# On-Site during the Congress

| Sponsoring Item                          | Description   | Price                  |
|--|---|------------------------|
| Information Screens                      | During the congress, all kinds of congress related information will be shown in a fixed rotating schedule on several screens spread throughout the venue. This ranges from info on ongoing presentations to last minute programme changes. Place a slide with your corporate logo or banner in the info system. | EUR 4,500              |
| Signage in the Exhibition Area           | non exclusive, per sponsor  | upon request           |
| Seating Cubes within the Exhibition Area | Sponsors have the opportunity to brand seating cubes that will be placed within the exhibition area. A minimum of 15 cubes is mandatory, max. 4 coloured branding (logo, image, slogan).  | EUR 3,500 per 15 cubes |
| Water Bottles                            | With sponsor's imprint (max. 2-colour print) on the banderole or as sticker on the water bottle. The water bottles will be available in the exhibition.   | upon request           |
| Footprints                               | Vinyl stickers with your advertisement will guide the participants from the registration area to your booth, maximum of 2 sponsors.   | upon request           |
| Floor Vinyl Sticker                      | Vinyl stickers will be placed on the floor in designated areas of the congress venue according to your wishes (upon consultation with the ESP).   | upon request           |
| Meeting rooms for the industry           | Small meeting rooms on the premises of ACV Allocation based on sponsorship level, limited availability  | upon request           |
| Further Sponsorship Items                |   |                        |
| Congress Bursaries                       | Bursaries to help young scientists attend the ECP 2025 (price per person). The sponsorship fee will be used to support young scientists with travel and accommodation at the ECP 2025.  | EUR 1,000 per bursary  |

# Technical Exhibition

## Provisional Exhibition Hours

|                   | Date                       | Time                       |
|-------------------|----------------------------|----------------------------|
| Set up            | Friday, 5 September 2025   | 07:00–22:00                |
|                   | Saturday, 6 September 2025 | 07:00–16:00                |
| Welcome Reception | Saturday, 6 September 2025 | 20:00–21:30                |
| Exhibition        | Sunday, 7 September 2025   | 09:00–17:15                |
|                   | Monday, 8 September 2025   | 09:00–17:15                |
|                   | Tuesday, 9 September 2025  | 09:00–17:15                |
| Dismantling       | Tuesday, 9 September 2025  | 19:30–02:00 (10 Sept 2025) |

## Space Rental

|                  |   |   |
|------------------|---|---|
| Minimum Area     | of a stand: 6 sqm   | EUR 650 per sqm plus statutory VAT              |
| Reduced Fee      | for publishing houses, book stores and non-profit organisations | up to 6 sqm EUR 450 per sqm plus statutory VAT* |
| Late Fee         | for bookings placed after 2 April 2025                          | EUR 850 per sqm plus statutory VAT*             |
| Reduced Late Fee | for publishing houses, book stores and non-profit organisations | up to 6 sqm EUR 450 per sqm plus statutory VAT* |

\* Each additional sqm will be charged at the regular rate

### The stand rental includes:

- Net stand area
- Listing of name in the exhibitors' list in the congress app, and in the acknowledgement page on the congress website
- Exhibitor name badges
  - 6 sqm 2 badges
  - 7–18 sqm 3 badges
  - 19–30 sqm 5 badges
  - 31–50 sqm 6 badges
  - > 50 sqm 10 badges

Premium, Major and Main Sponsors will get free exhibitor badges according to their sponsorship level (please see page 14).



**Not included in the stand rental:**

Partition walls, furniture, electricity supply, telephone, internet, stand cleaning and exhibitor's insurance. Modular stands, partitions, electricity supply, auxiliary staff, hostesses etc. can be ordered via the service manual for exhibitors which will be available in **early spring 2025**.

**Optional extra exhibitor badges**

You may order a limited number of extra exhibitor badges based on your booth size/sponsorship level for staff members at EUR 150 per badge. Badges cannot be transferred. An exhibitor badge does not include participation in the scientific programme.

All proposals from the European Society of Pathology are non-binding and non-committal until completion of a contract. All price quotations are net prices to which the legal value-added tax is to be added.



**Booking of Sponsorship Options and Exhibition**

Please use the sponsorship form enclosed to make your binding application. On confirmation of the registration by ESP by email, a contract is concluded and the sponsor will receive a contract and an invoice. From that date the sponsor may no longer withdraw his application free of charge. The full sponsorship fee plus any ancillary expenses incurred are payable in total. The ECP Industry Guidelines are available in Appendix 1 and 2 – ECP Industry Guidelines.

The guidelines govern the relationship between the ESP and the involved Sponsor before, during and after the annual ECP. Every Sponsor needs to accept the Appendix 1 – ECP Industry Guidelines when booking via the application forms for ECP 2025.

Please read the guidelines carefully and share with the necessary colleagues and agencies involved in the organisation of your ECP activities.

**Contract regulations concerning the services to be provided to the sponsors are to be concluded with the European Society of Pathology as follows:**

- Premium Sponsors by 7 February 2025
- Major Sponsors by 7 March 2025
- Main Sponsors by 2 April 2025
- General Sponsors at any time

If the sponsor pays registration fees for invited participants the respective total amount will not be considered when determining the sponsorship level. Registration fees must in all cases be paid separately.

The European Society of Pathology will conclude a sponsorship contract with the sponsor under Belgian law. The place of fulfilment shall be Vienna, Austria, and legal venue for all disputes between the parties shall be Brussels, Belgium.

**Arrangements for sponsorship payments are as follows:**

The European Society of Pathology will invoice sponsors as follows:

- 50 % of the invoice upon conclusion of contract
- 50 % of the invoice amount by 30 April 2025

**Disclosure**

ESP requests that speakers and chairs participating in the Industry Sponsored Symposia within the scientific programme of ECP 2025 disclose any potential conflicts of interest. Speakers are asked to disclose potential conflicts of interest related to their current presentation along with the submitted abstract in advance. These potential conflicts of interest may include grants, honoraria, shares, paid positions on advisory boards, and similar engagements.

All sponsorship categories and items as well as exhibition space are subject to statutory VAT.





SAVE THE DATE

# 38<sup>th</sup> European Congress of Pathology

12–16 September 2026  
Stockholm, Sweden



## Welcome to Vienna

Vienna is located in the heart of Europe and has excellent international air and rail connections. Linking business events and world-class culture is easier in Vienna than anywhere else. Whether it is meeting venues with a cultural dimension to them or hotels inspired by the arts, Vienna continues to live up to its reputation as the Capital of Culture in the meetings sector. The city also has so much to offer in the way of culinary delights.

Also, Vienna is a green city – and not just thanks to its numerous parks and green spaces. Other factors include the importance of sustainability, climate efficiency and resource conservation for the capital as a smart tourism and meetings destination.

The Austria Center Vienna (ACV) is Austria's largest congress and event centre. The venue delivers maximum flexibility and the ideal spaces for ECP. Thanks to the convenient public transportation network, the venue is easily reachable from throughout the city.

### Transport between Airport and Downtown

Vienna Airport is situated approximately 22 km from the congress venue (ACV). The City Airport Train (CAT) offers a non-stop service to the centre of Vienna in just 16 minutes, while the standard rail service takes around 30 minutes.

Alternatively, the airport express bus reaches the Austria Center Vienna in approximately 30 minutes. Taxis are another option, with a travel time of approximately 25 minutes.

### Currency

The official currency in Vienna is the Euro.

### Language

The official language spoken in Vienna is German.

### Invitation Letter

The registration office will be pleased to send a formal letter of invitation to any individual requesting one. It is understood that such an invitation is intended to help potential delegates to raise funds or to obtain a visa. Invitation Letters can be requested in the online registration process. The letters will be sent as an email attachment. If express delivery is required, the delegate shall order a courier at his/her own expense.





# Registration / Hotel Accommodation

## Individual Registration

Please see the congress website for online registration and further information.  
Online registration will open in January 2025.

## Group Registration

You can order group registrations with the registration office. With full prepayment by 2 April 2025 you can take advantage of the early registration fees. The names of your delegates have to be submitted by 28 July 2025. The respectively higher registration fees will apply to orders received without payment by the above mentioned deadline of 2 April 2025 or if names are missing by 29 July 2025. No refund will be granted for cancellation of registrations.

## Hotel Accommodation

The official housing agency for ECP 2025 is MONDIAL CONGRESS & EVENTS, offering hotel accommodation for groups and individuals. MONDIAL CONGRESS & EVENTS has secured a wide range of different allotments for all preferences and budgets, close to the congress venue Austria Center Vienna (ACV), in the city center or with good access by public transportation.  
For reservations go to [www.esp-pathology.org](http://www.esp-pathology.org).

### Individual Reservations (maximum 8 rooms)

Special allotments at the hotels listed online have been secured. Online accommodation booking will be available starting in January.

### Group Reservations (9 rooms or more)

Group reservations for 9 rooms or more can be made by email. Please state the number of rooms, arrival and departure dates, room type (single or double), preferred hotel and/or location and maximum room rate.

As soon as reservation for groups is open a tailor-made offer will be sent to you within 2 working days of the receipt of your request. This offer will include the payment and cancellation conditions. For large allotment requests please send your requirements by the end of January 2025 at the latest. After this date the choice of hotels may decrease and offers will be sent as per availability. Allocation process: rooms will be allocated on a first-come-first-served basis.


## Contact Information

[ecp.housing@mondial-congress.com](mailto:ecp.housing@mondial-congress.com)  
[ecp.registration@mondial-congress.com](mailto:ecp.registration@mondial-congress.com)  
Mondial Congress & Events Vienna (HQ)  
Operngasse 20b  
A-1040 Wien



# Dates to remember

- **January 2025**  
Opening of Congress Registration
- **7 February 2025**  
Deadline to become Premium Sponsor
- **7 March 2025**  
Deadline to become Major Sponsor
- **2 April 2025**  
Deadline to become Main Sponsor
- **2 April 2025**  
Deadline for booking exhibition space
- **5–6 September 2025**  
Set up of technical exhibition accompanying the ECP 2025
- **6–10 September 2025**  
37th European Congress of Pathology




# ESP has more to offer!




 ESP Webinars

 ESP Fellowships & Awards

 Virtual Preceptorship

 ESP Courses & Workshops

 EScoP Courses

 ESP Congress

The highlighted formats offer ample opportunities for sponsorship:

- Online banners
- Co-organising Virtual Education Series
- Travel grants towards Faculty members
- Luncheon Symposia

Contact us for more information!  
Sarah Berger, Sponsorship Manager  
[s.berger@esp-pathology.org](mailto:s.berger@esp-pathology.org)

## Upcoming Events

|                |             |   |
|----------------|-------------|---|
| 14–16 Nov 2024 | Bulgaria    | EScoP Course for GI Pathology                         |
| 12–14 Dec 2024 | Belgium     | EScoP Course for Infectious Diseases Pathology        |
| 8–10 Jan 2025  | France      | EScoP Course for Dermatopathology                     |
| 25–27 Jan 2025 | Switzerland | EScoP Course for Nephropathology                      |
| 22–24 Feb 2025 | Germany     | EScoP Course for Head & Neck and Ophthalmic Pathology |



# ESP Corporate Partnership

PHARMA/DIAGNOSTIC

Benefit from multiple opportunities to engage with a growing community of pathology in Europe and across the globe.Be part of dynamic bonds between Corporate partners and pathology communities.

Discounted rates for ECP Sponsorship apply for Corporate Partners.

For detailed information regarding ESP Corporate Partnership Programme please contact  
Sarah Berger, Sponsorship Manager  
[s.berger@esp-pathology.org](mailto:s.berger@esp-pathology.org)



Indicated rates are per annum



### **ESP Vision**

Excellence in pathology  
for optimal patient care.

### **ESP Mission**

European Society of Pathology (ESP)  
promotes:

- High quality pathology diagnosis for all patients,
- Up-to-date education across Europe
- Support cutting-edge research to understand disease and translate science into clinical practice